


"Always remember what you have learned. Your education is your life-Guard it well!"
Proverbs 4:13



MOUNT CARMEL SCHOOL, CHANDIGARH
SESSION 2024-2025
CLASS - KINDERGARTEN



SUMMER VACATIONS
FUN ACTIVITIES





Dear Parents,

We enjoyed taking care of your children for the last 2 months. You must have noticed that they love coming to school. The next two months will be spent with their natural protector i.e. you. We are giving you some tips so that this time proves useful and happy for them.

- Eat meals with your children at least twice. Tell them about the importance of farmers and their hard work. And tell them not to waste their food.
- Let them wash their own plates after eating. Through such works, children will understand the value of hard work.
- Let them help you cook with you. Let them prepare vegetables or salad for them.
- Go to three neighbors' houses. Learn more about them and grow closer.
- Go to grandparents' house and let them mingle with the children. Their love and emotional support is very important for your children. Take pictures with them.



- Take them to your work place so that they can understand how hard you work for the family.
- Don't miss any local festival or local market.
- Motivate your children to sow seeds to create a kitchen garden. Knowing about trees and plants is also important for the development of your child.
- Tell children about your childhood and your family history.
- Let your children go out and play, let them get hurt, let them get dirty. It is good for them to fall occasionally and endure pain. A life of comfort like sofa cushions will make your children lazy.
- Let them keep any pet like dog, cat, bird or fish.
- Play them some folk songs.
- Bring some story books with colorful pictures for your children.
- Keep your children away from TV, mobile phones, computers and electronic gadgets. He has spent his whole life for all this.
- Avoid giving them chocolates, jellies, cream cakes, chips, aerated drinks and bakery products like puffs and fried foods like samosas.
- Look into the eyes of your children and thank God for giving you such a wonderful gift. In the coming few years from now, they will be at new heights.

As a parent, it is important that you give your time to your children.

Dear Parents ..Happy Holidays.



“A child is a beam of sunlight from the Infinite and Eternal, with possibilities of virtue and vice, but as yet unstained.” – Lyman Abbott

Let's indulge our children in some fun-loving and learning activities meant for children in vacation which are specially designed to reinforce essential skills learnt at school and to help the students establish regular habits. It's an opportunity for parents to be part of their learning process.

❖ Language development questions & answers.

Q1. Speak 5 lines on 'Myself'

- Ans. 1. My name is _____.
- 2 I am _____ years old.
- 3 I study in KG -
- 4 My school name is
- 5 I live in

Q2. Name 5 parts of body.

Ans. Hands, legs, head, shoulder & fingers.

Q3. How many times we should brush our teeth?

Ans. We should brush our teeth twice a day.

Q4. Name 5 sense organs.

Ans. Eyes, Nose, Ears, Tongue & Skin.

Q5. Ears help us to _____?

Ans. Hear.

Q6. What is the colour of our hair? Ans.

Black / Brown.

Q7. We walk with our _____?

Ans. Legs

Q8. Which body part do we use to observe the stars?


Ans. Eyes

Q9. How many members do you have in your Family?

Ans. _____.

Q10. How should we behave with our elders?

Ans. We should respect our elders.





What comes between?



Write the **Upper case letter** that comes between the written letters.

G I

L N

T V

O Q

S U

H J

B D

D F

सही स्वर पर गोला लगायें



आ इ उ



अ ई ऊ



उ अ इ



अ ई आ



ऊ आ ई



आ इ उ

स्वरों को सही क्रम में लगाइए। Arrange the swar in correct sequence.

इ ओ ऋ अः
अ उ ए
ऊ अं आ
ऐ औ ई







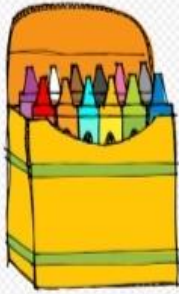
Children will be counting numbers with the help of finger prints. Acrylic Colours or paints to be used for creating finger prints.

			
T	0		
1	6	-	
2	0	-	
	9	-	
2	5	-	
1	2	-	

*The above mentioned format to be used for the Activity. Activity to be done in Scrap Book.




Fill up the details of your home:-

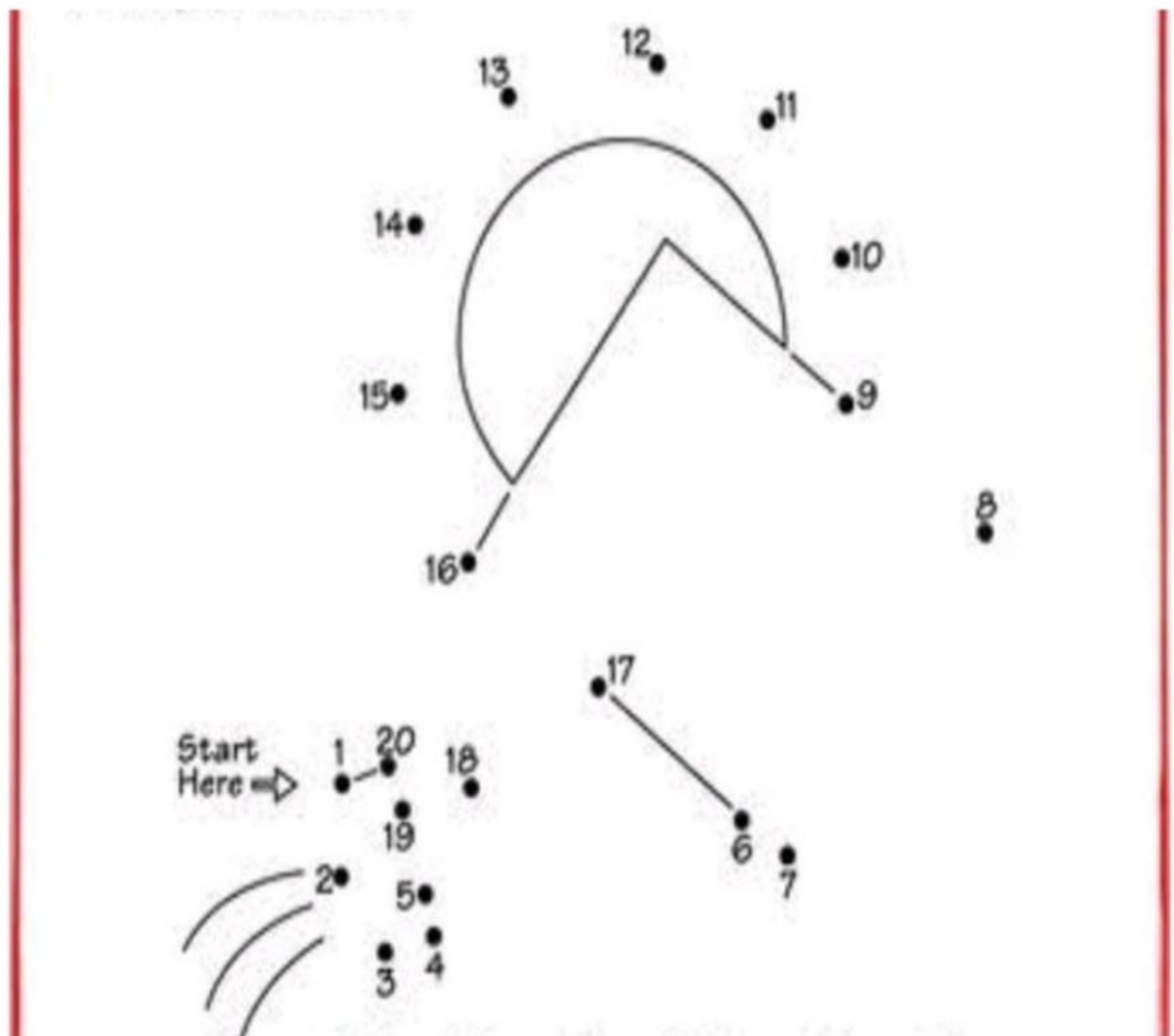
Sl. No.	Particulars			
			T	O
1.	<p>How many family members do you have?</p> 	-		
2.	<p>How many chairs are there in your home?</p> 	-		
3.	<p>How many fans are there in your home?</p> 	-		
4.	<p>How many cars did you see today?</p> 	-		
5.	<p>How many crayons are there in your colour box?</p> 	-		

BODY PARTS

Circle the functions of the body parts:



Plants need food and water to grow. Can you connect the dots to find out what else the plant needs? Colour brightly when you are done!




Activity: Plant a sapling with the help of your parents and watch it grow.



Keep a daily growth record by taking pictures.



Colour the Circle Shaped Object **Yellow** and Square shaped object **Pink** and Triangle Shaped Object **Orange** and Rectangle shaped object **Green**.



Picture Talk



A musical instrument is a device created or adapted to make musical sounds. In principle, any object that produces sound can be considered a musical instrument. To learn more about Musical Instruments let's make one of it.

Consider some points while making it

- Instrument must have the ability to make sounds of two different pitches (high and low)
- Instrument must be able to be used by one's hands (not blown into)
- Instrument must only use the materials easily provided.

Below is the link to help you more with the making-
<https://youtu.be/yrCEqdMfbno?feature=shared>





**Happy
Holidays!**